

## Essential Commercial TV With Ultra High Definition

The UV340H commercial TV series helps hotels effectively manage TV while supporting UHD/4K resolution. It can be operated as a two-piece solution when paired with an external set-top box and can also upscale an HDMI signal into UHD/4K picture quality, upgrading your guests' viewing experience.



### UV340H

- Ultra HD
- Commercial Grade Stand (Except 65UV340H)
- IR Pass Through and Control with "Instant On"
- External Speaker Out Compatibility (Speaker Sold Separately)
- HDR(High Dynamic Range) : HDR10

### Screen Sizes

43" class (42.5" diagonal), 49" class (48.5" diagonal), 55" class (54.6" diagonal), 65" class (64.6" diagonal)

## Key Features

### 4K Resolution

4K ULTRA HD is the future of digital picture, possessing four times higher resolution than that of Full HD. The 8.3 million pixels provide stunning picture quality and incredibly vivid detail.



### 4K Upscaler

Enjoy Full HD content in 4K ULTRA HD quality. The 4K Upscaler automatically upgrades Full HD content to ULTRA HD through the six steps of the upscaling processes.



### 4K IPS Wide Viewing Angle

One of the secrets behind the outstanding viewing experience with LG TVs is the specially designed TV panel. 4K IPS (In Plane Switching) delivers true color from any angle with 4 times the resolution of Full HD. With 4K IPS, every seat is the best for watching content in your space.

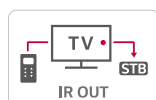


## Features



### Commercial Grade stand (Except 65UV340H)

The stand swivels up to 180 degrees, allowing guests to watch the TV from virtually any angle. For added security, the stand can be secured to furniture to help prevent theft and/or damage.



### IR Pass through and Control for an LG commercial STB

Connect an LG commercial STB to the RS-232C port on the TV to create a system that can provide Pro:Centric® functionality, as well as either RF or IP content delivery.



### Instant On

The UV340H supports the "instant on" feature when paired with an LG STB-5500, meaning that TV power-on and picture display is immediate and no long boot-up time delay for the guest.



### External Speaker Out

Enhance the in-room guest experience by adding an external speaker (sold separately) for improved audio performance.



### Public Display Mode

From channel selection to volume level, you can control the TV settings in business areas. Public Display Mode also enables you to restore default settings on the TVs.



### USB cloning

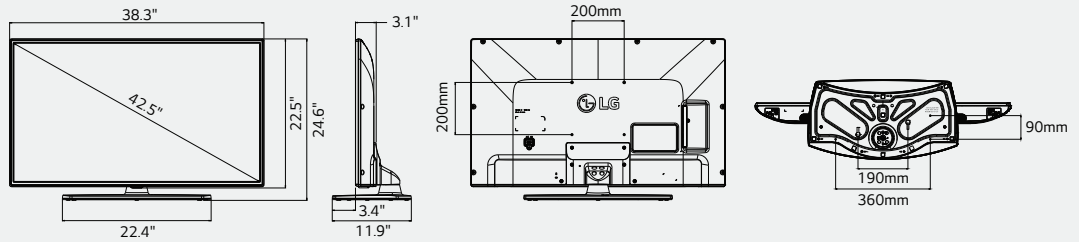
Clone all Public Display TVs with speed and ease. The USB Cloning feature allows you to simply copy and transfer TV settings from a designated master TV to all target TVs using a USB memory device.

# Essential Commercial TV with Commercial Grade Stand

## Dimensions (With Stand : W x H x D / Weight)

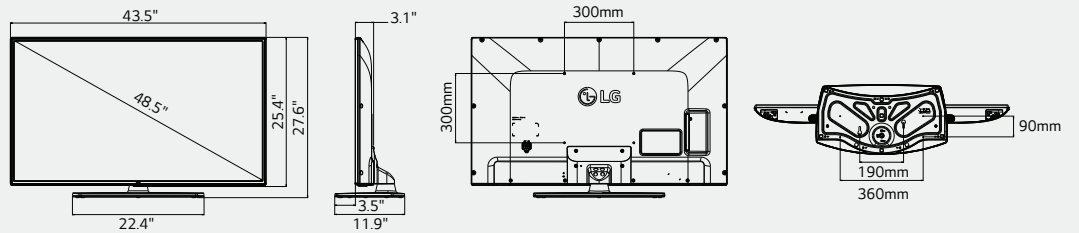
43"

38.3" x 24.6" x 11.9" /  
27.4lb  
\*Swivel



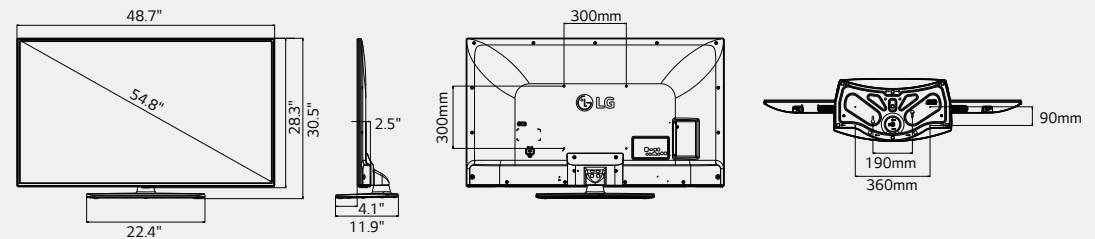
49"

43.6" x 27.6" x 11.9" /  
32.1lb  
\*Swivel



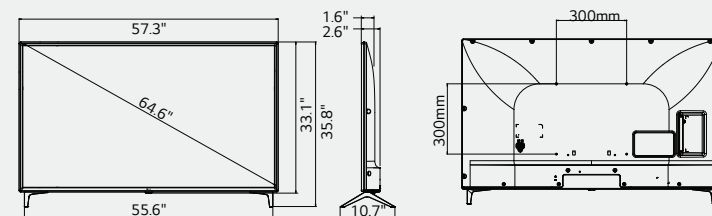
55"

48.7" x 30.5" x 11.9" /  
35.3lb  
\*Swivel

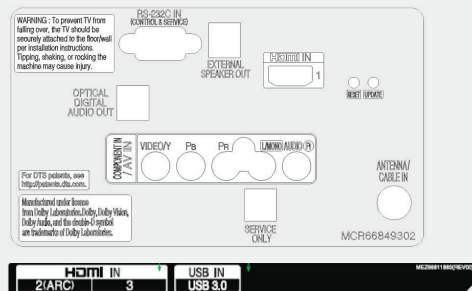


65"

57.3" x 35.8" x 10.7" /  
58.2lb



## Jack Panels (Rear/Side)



## Anti-Theft System



**Kensington Lock Slot (Except 65UV340H)**  
The UV340H series feature a Kensington lock slot, that allows hotels to securely lock the TV. (Lock sold separately)



**Reinforced Metal Stand (Except 65UV340H)**

- Metal reinforced stand to improve sturdiness, durability and safety.
- Provides (±20°) swivel out of the box.
- Provides (±20/45/90°) swivel when used with Lock Down plate.



**Lock Down Plate with Credenza Hole (Except 65UV340H)**

- Lock the TV firmly to furniture for added security and help deter theft. (Mounting plate, security bolts, nuts and screws are included)



The estimated annual energy costs determined in accordance with 16 CFR Part 305.5 for model 43UV340H, 49UV340H, 55UV340H, and 65UV340H are \$11, \$12, \$13, and \$15 respectively

"Your energy cost depends on your utility rates and use. The estimated cost is based on 12 cents per kWh and 5 hours of use per day. For more information, visit [www.ftc.gov/energy](http://www.ftc.gov/energy)."

1FTC Television labeling rule (18 CFR Part 305, as added by 76 Fed. Reg. 1038 (Jan 6, 2011)).

# Essential Commercial TV with Commercial Grade Stand

## Specifications

UV340H

		43	49	55	65
DISPLAY	Diagonal Size	42.5"	48.5"	54.8"	64.6"
	Type	Direct LED		Edge LED	
	Resolution	3,840 x 2,160 (4K UHD)			
	Dynamic contrast ratio	1,000,000:1			
	Static (panel) contrast ratio	1,200:1			
	Viewing Angle Degree	178° / 178°			
	Response Time (G to G)	8			
	Frame Rate	T120			
BROADCASTING SYSTEM	Analog	NTSC			
	Digital	ATSC / VSB / Clear QAM			
	MPEG-2/MPEG-4 H.264 DECODING	•			
VIDEO	Triple XD Engine	•			
	Real Cinema 24p (3:3 Pull down)	•			
	Picture Mode	• 9 modes (Vivid, Standard, APS(Eco), Cinema, Sports, Game, HDR Effect, Expert (Bright Room), Expert (Dark Room))			
	Aspect Ratio	• 6 modes (16:9, Original, 4:3, Vertical Zoom, All-Direction Zoom, Just Scan)			
AUDIO	Audio Output / Speaker System	10W + 10W / 2.0 ch			
	Sound Mode	• 6 modes (Standard, Cinema, Clear Voice III, Sports, Music, Game)			
	Clear Voice	•			
GENERAL FEATURES	Management	Self Diagnostics via USB, TVLink Interactive (RS-232C), IR Out, Multi IR Code			
	Interactivity	HTNG / HDMI-CEC			
	Installation	USB Cloning			
	RJP Compatibility	•			
	USB Media	USB Auto playback+, Moving Picture Playback (.asf, .wmv, .avi, .mp4, .m4v, .mov, .3gp, .3g2, .mkv, .mpg, .mpeg, .dat, etc), Picture (.jpeg, .jpg, .jpe, BMP, PNG), Audio Codec (.mp3, .wav, .OGG, .WMA, .flac)			
	Advanced Setting Option	Auto Off / Sleep Timer, Smart Energy Saving, Motion Eye Care			
	Anti-theft System	Kensington Lock / Security Screw Hole / Lock Down Plate / Commercial Grade Stand			-
HOSPITALITY FEATURES	Public Display Mode (PDM), Lock Mode, Welcome Screen (Splash Image), External Speaker Out, RJP Compatibility,				
INTERFACE	Side	HDMI (2), USB 2.0			
	Rear	RF In, AV In (Sharing with Component In), Component In (RCA5 Type), Digital Optical Audio Out, HDMI Input, RS-232C In (Control&Service), External Speaker Out			
DESIGN	Stand	(20/45/90°) Swivel			-
	Bezel Color	Shine Titan			
ACCESSORIES	Power Cable (5.9 ft., Angle Type), Owner's Manual / Easy Setup Guide				
DIMENSIONS	Vesa (mm)	200 x 200	300 x 300		
	W x H x D / weight (without stand)	38.3" x 22.5" x 3.1" / 20.3lb	43.5" x 25.4" x 3.1" / 24.9lb	48.7" x 28.3" x 2.5" / 35.3lb	57.3" x 33.1" x 2.6" / 57.3lb
	W x H x D / weight (with stand)	38.3" x 24.6" x 11.9" / 27.4lb	43.5" x 27.6" x 11.9" / 32.1lb	48.7" x 30.5" x 11.9" / 35.3lb	57.3" x 35.8" x 10.7" / 58.2lb
	W x H x D / weight (carton)	45.2" x 26.0" x 6.9" / 32.2lb	51.0" x 30.3" x 6.7" / 39.2lb	53.5" x 33.9" x 7.5" / 53.8lb	63.0" x 38.2" x 6.9" / 72.3lb
POWER	Voltage, Hz	100-240V, 50 / 60 Hz			
	Typical (Watts)	48W	51W	57.8W	67.2W
	Stand-by (Watts)	< 0.5			
STANDARD APPROVAL	Safety	UL			
	Environment	FCC			
	Etc.	RoHS, UL, NOM			
UPC	719192611726	719192611719	719192611702	719192611696	