

---

# Artistic Immersion, Overwhelming Captivation

## VM5E series

The impressive immersion generated by the extremely narrow 0.9 mm bezel becomes even more powerful with a state-of-the-art smart signage platform. Beyond the self-playing feature, the VM5E series is capable of multitasking that raises brand awareness, drives traffic to your store, and engages customers in brand storytelling, all while providing user convenience with a simplified and more intuitive UI.



# Artistic Immersion, Overwhelming Captivation

## VM5E series

### Achieving Incredible Immersion

#### Seamless Large Screens with Extreme-Narrow Bezel

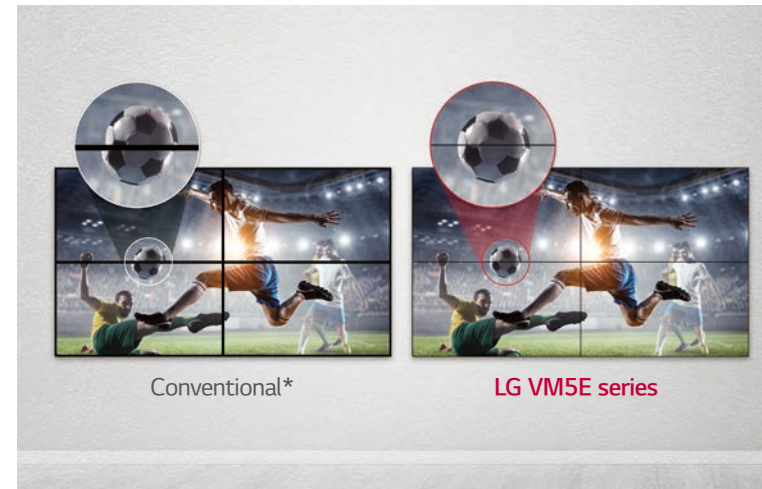
The borderless design, with its 0.9 mm\* even bezel and 1.8 mm\* BtB (Bezel to Bezel), verified by Nemko, minimizes bezel interference and delivers immersive and seamless content on assembled video wall screens.



\* The 0.9mm even panel bezel and 1.8mm BtB size (borderless type, no metal bezel) have been verified by Nemko, a global institution that tests and certifies electrical equipment.

#### Image Gap Reduction

The VM5E series includes an image improvement algorithm that can reduce image gaps among tiled displays when playing back videos. Objects located on the bezel boundaries are adjusted for a seamless viewing experience.



\* The "Conventional" refers to displays which do not include an image improvement algorithm.



## Artistic Immersion, Overwhelming Captivation

### VM5E series

#### Vivid and Dynamic Picture Quality

##### Higher Viewing Angle

Large screens are usually positioned higher than human-eye level, making uniform picture quality essential for video walls. The viewing angle of the VM5E series is high enough to display vivid colors throughout the screen with no distortion.



45°\* High Viewing Angle

##### Wider Viewing Angle

It is well known that LG IPS panel technology provides better control of liquid crystals, which in turn allows the screen to be viewed at virtually any angle. Thereby, the VM5E series captivates the attention of more viewers with lifelike colors, regardless of their viewing position.



\* Results based on in-house testing. Actual test results may differ depending on environment and measuring equipment.


# Artistic Immersion, Overwhelming Captivation

## VM5E series

### Powerful Smart Signage Platform

#### High Performance and Great Scalability

Thanks to its built-in SoC and webOS smart signage platform, the VM5E series can execute several tasks at once while providing smooth content playback without the need for a media player. As webOS supports HTML5 as a web-based platform and offers SDK(Soft Development Kit), it is even easier for SIs to build and optimize their web apps.



#### Flexible Content Creation

Four different videos can be played simultaneously via web apps, and various animation effects, such as scaling or rotating, are added to content using CSS(Cascading Style Sheets) transition effects. Real-time streaming\* is also available, providing the flexibility to organize and diversify content free from capacity limits.



\* Supported protocols : RTSP, RTP, HLS, UDP Multicast



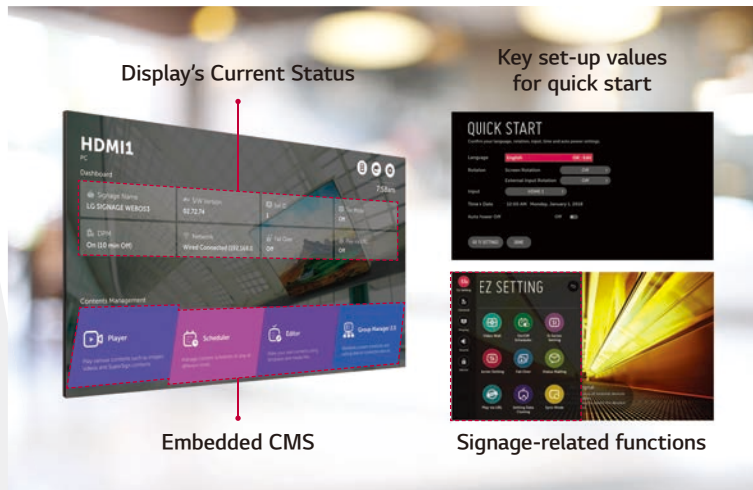
# Artistic Immersion, Overwhelming Captivation

## VM5E series

### User-Friendly Smart Signage UX

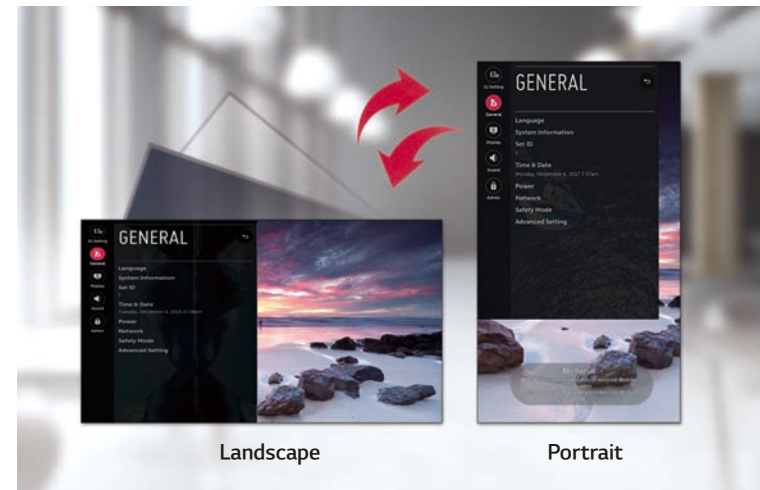
#### Intuitive Menu Structure

The menu structure has been optimized for commercial use. It simplifies approach flows and groups similar functions together, adopting a more intuitive GUI for ease of use. This way, users can avoid having to do trial-and-error when exploring desired functions and managing displays.



#### Dedicated GUI for Portrait Orientation

The conventional GUI(Graphic User Interface) was designed based on landscape-oriented consumer TV usage, so OSD(On Screen Display) wasn't well-suited for screens in portrait mode. The OSD of the VM5E series, however, consists of a long range menu with bigger font sizes and a 9:16 ratio, creating a comfortable and efficient business environment.




# Artistic Immersion, Overwhelming Captivation

## VM5E series

### User Convenience

#### Easy Color Adjustment

Depending on the content, the color temperature of the display can be easily adjusted in increments of 100K using a remote control.



#### Simple White Balance Adjustment

In conventional video walls, white balance was adjustable only in "full-white" mode, but the VM5E series allows you to modify each value of grey scale to achieve more detailed and precise white balance adjustment.





# Artistic Immersion, Overwhelming Captivation

## VM5E series

### User Convenience

#### LAN Daisy Chain Management

A LAN daisy chain allows you to execute commands to control and monitor video walls and even update their firmwares at once.



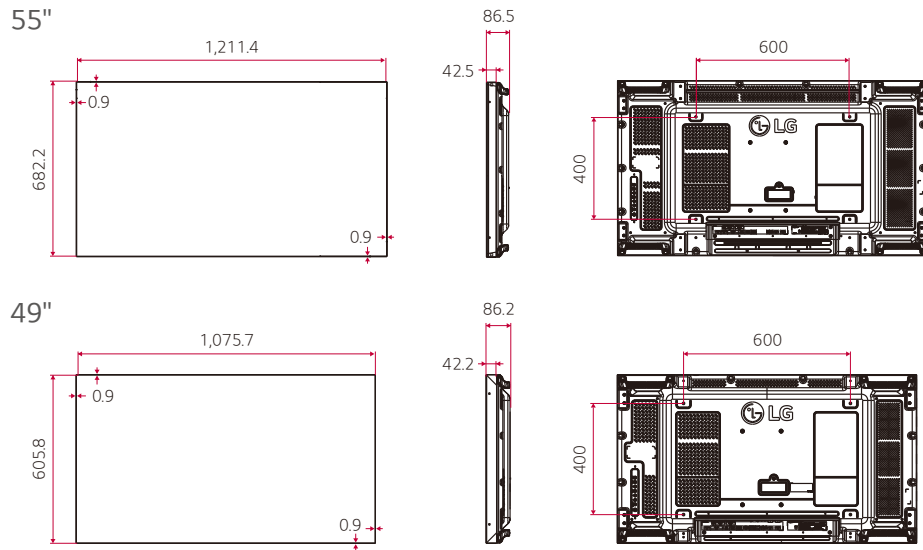
#### Real-Time Care Service

The maintenance gets easier and faster with an optional service Signage365Care\*, a cloud service solution provided by LG service. It remotely manages status of displays in client workplaces for fault diagnosis and remote-control services, ensuring the stable operation of a client's business.



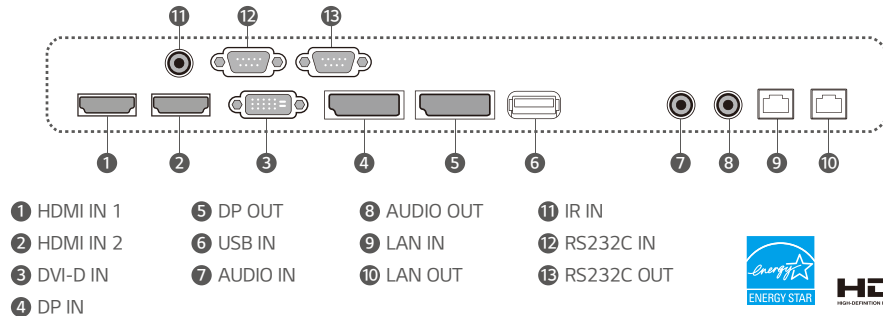
\* The availability of Signage365Care service can differ by region, so please contact the LG sales representative in your region for further details.

## Dimension (Unit: mm)



## Connectivity

55" / 49"



## Specifications

	55VM5E	49VM5E	
<b>PANEL</b>	Screen Size	55"	49"
	Panel Technology	IPS	IPS
	Aspect Ratio	16:9	16:9
	Native Resolution	1,920 X 1,080 (FHD)	1,920 X 1,080 (FHD)
	Brightness (Typ.)	500 cd/m <sup>2</sup>	500 cd/m <sup>2</sup>
	Contrast Ratio	1,400:1	1,300:1
	Viewing Angle (H x V)	178 x 178	178 x 178
	Color Depth	1.07 Billion	1.07 Billion
	Response Time	8 ms (G to G)	8 ms (G to G)
	Surface Treatment	Haze 3%	Haze 3%
Life Time (Typ.)	60,000 Hrs	60,000 Hrs	
Operation Hours	24 Hrs	24 Hrs	
Orientation	Landscape & Portrait	Landscape & Portrait	
<b>CONNECTIVITY</b>	Input	HDMI (2), DP, DVI-D, Audio, USB 2.0	HDMI (2), DP, DVI-D, Audio, USB 2.0
	Output	DP, Audio	DP, Audio
	External Control	RS232C In/out, RJ45 (LAN) In/out, IR In	RS232C In/out, RJ45 (LAN) In/out, IR In
<b>MECHANICAL SPECIFICATION</b>	Bezel Color	Black	Black
	Bezel Width	0.9 mm (Even), B to B <sup>1)</sup> 1.8 mm	0.9 mm (Even), B to B <sup>1)</sup> 1.8 mm
	Monitor Dimension (W x H x D)	1,211.4 x 682.2 x 86.5 mm	1,075.7 x 605.8 x 86.2 mm
	Weight (Head)	18.6 kg	17.5 kg
	Carton Dimensions (W x H x D)	1,353 x 855 x 263 mm	1,214 x 775 x 263 mm
	Packed Weight	25.3 kg	23.2 kg
	Handle	Yes	Yes
VESA™ Standard Mount Interface	600 x 400 mm	600 x 400 mm	
<b>KEY FEATURE</b>	Internal Memory 8GB (System 4GB + Available 4GB), Temperature Sensor, Tile Mode (Up to 15x15), Natural Mode @Tile Mode, ISM Method, DPM Select, Smart Energy Saving, Contents Scheduling (USB, Internal Memory), USB Cloning, Calibration Mode, Sync Mode, PM Mode, Firmware Update (LAN), HDMI-CEC <sup>2)</sup> , Wake on LAN, Fail Over, No Signal Image, Embedded Template, OPS Power Control, Scan Inversion (with Pivot Mode)		
<b>ENVIRONMENT CONDITIONS</b>	Operation Temperature	0°C to 40°C	0°C to 40°C
	Operation Humidity	10% to 80%	10% to 80%
<b>POWER</b>	Power Supply	100-240V~, 50/60Hz	100-240V~, 50/60Hz
	Power Type	Built-In Power	Built-In Power
	Power Typ.	150 W	120 W
	Consumption Max.	180 W	140 W
Safety	IEC 60950-1 / EN 60950-1 / UL 60950-1		
<b>CERTIFICATION</b>	EMC	FCC Class "A" / CE / KC	FCC Class "A" / CE / KC
	ErP / Energy Star	NA / Yes (Energy Star 7.0)	NA / Yes (Energy Star 7.0)
<b>MEDIA PLAYER COMPATIBILITY</b>	OPS Type Compatible	Yes (Piggyback)	Yes (Piggyback)
	External Media Player Attachable	Yes (MP500/MP700)	Yes (MP500/MP700)
<b>SOFTWARE COMPATIBILITY</b>	Content Management Software	SuperSign CMS	SuperSign CMS
	Control and Monitoring Software	SuperSign Control/Control+	SuperSign Control/Control+
<b>ACCESSORIES</b>	Basic	Remote Controller, Power Cord, RS232C Cable, LAN Cable, DP Cable, IR Receiver, Guide Bracket, Screws, Manual	
	Optional	Wall Mount (Landscape : WM-L640V, Portrait : WM-P640V)	

1) B to B: Panel bezel to panel bezel  
2) Compatibility may differ by equipment.